

Ce document reprend les informations données sur le site du « cartable fantastique » :

<https://www.cartablefantastique.fr/outils-pour-compenser/calculer/>


CALCULER

Pour calculer en classe, il faut pouvoir [poser des opérations](#), [utiliser des tables d'addition et de multiplication](#) et parfois [une calculatrice](#).

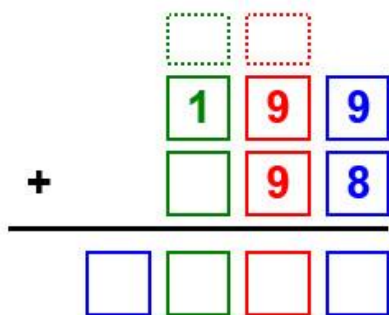
Poser des opérations

Poser des opérations en écrivant à la main n'est pas toujours simple pour un [élève dyspraxique](#) et poser des opérations avec un ordinateur sans outil spécifique n'est simple pour personne.

On peut faire le choix de dispenser les élèves dyspraxiques de cette étape en la remplaçant par des **opérations en ligne** qui ne posent pas les mêmes difficultés de repérage dans l'espace.



On peut aussi choisir de **compenser le handicap** avec des **gabarits d'opérations** à imprimer qui permettent de se repérer dans l'algorithme spatial de l'opération (2 kits sont fournis sur ce site et sont ajoutés en fin de ce document)



ou **utiliser l'ordinateur avec des applications conçues pour poser des opérations en colonnes** comme :

> [le plug-in Libre Office du Cartable Fantastique](#)

Utiliser les tables d'addition de multiplication

Certains enfants dyspraxiques ne parviennent pas à retenir les tables d'addition et de multiplication. Il peut être très utile de leur donner accès à un **aide-mémoire** auquel ils puissent se référer. Ces supports d'aide peuvent être imprimés (à l'école primaire) ou informatisés (à l'école primaire ou au collège).

A noter : Les tables de Pythagore, souvent proposées en classe, ne sont pas adaptées aux élèves dyspraxiques en raison de leurs troubles des mouvements des yeux qui les gênent pour lire des tableaux à double entrée.

Aide-mémoire à imprimer

Maisons des nombres

1	2	3	4	5	6	7	8	9	10
0+1 1+0	0+2 2+0	0+3 3+0	0+4 4+0	0+5 5+0	0+6 6+0	0+7 7+0	0+8 8+0	0+9 9+0	0+10 10+0
	1+1	1+2 2+1	1+3 3+1	1+4 4+1	1+5 5+1	1+6 6+1	1+7 7+1	1+8 8+1	1+9 9+1
			2+2	2+3 3+2	2+4 4+2	2+5 5+2	2+6 6+2	2+7 7+2	2+8 8+2
					3+3	3+4 4+3	3+5 5+3	3+6 6+3	3+7 7+3
							4+4	4+5 5+4	4+6 6+4
									5+5

Tables d'addition

Table de 1	Table de 2	Table de 3	Table de 4	Table de 5	Table de 6	Table de 7	Table de 8	Table de 9	Table de 10
1+0 = 1	2+0 = 2	3+0 = 3	4+0 = 4	5+0 = 5	6+0 = 6	7+0 = 7	8+0 = 8	9+0 = 9	10+0 = 10
1+1 = 2	2+1 = 3	3+1 = 4	4+1 = 5	5+1 = 6	6+1 = 7	7+1 = 8	8+1 = 9	9+1 = 10	10+1 = 11
1+2 = 3	2+2 = 4	3+2 = 5	4+2 = 6	5+2 = 7	6+2 = 8	7+2 = 9	8+2 = 10	9+2 = 11	10+2 = 12
1+3 = 4	2+3 = 5	3+3 = 6	4+3 = 7	5+3 = 8	6+3 = 9	7+3 = 10	8+3 = 11	9+3 = 12	10+3 = 13
1+4 = 5	2+4 = 6	3+4 = 7	4+4 = 8	5+4 = 9	6+4 = 10	7+4 = 11	8+4 = 12	9+4 = 13	10+4 = 14
1+5 = 6	2+5 = 7	3+5 = 8	4+5 = 9	5+5 = 10	6+5 = 11	7+5 = 12	8+5 = 13	9+5 = 14	10+5 = 15
1+6 = 7	2+6 = 8	3+6 = 9	4+6 = 10	5+6 = 11	6+6 = 12	7+6 = 13	8+6 = 14	9+6 = 15	10+6 = 16
1+7 = 8	2+7 = 9	3+7 = 10	4+7 = 11	5+7 = 12	6+7 = 13	7+7 = 14	8+7 = 15	9+7 = 16	10+7 = 17
1+8 = 9	2+8 = 10	3+8 = 11	4+8 = 12	5+8 = 13	6+8 = 14	7+8 = 15	8+8 = 16	9+8 = 17	10+8 = 18
1+9 = 10	2+9 = 11	3+9 = 12	4+9 = 13	5+9 = 14	6+9 = 15	7+9 = 16	8+9 = 17	9+9 = 18	10+9 = 19
1+10 = 11	2+10 = 12	3+10 = 13	4+10 = 14	5+10 = 15	6+10 = 16	7+10 = 17	8+10 = 18	9+10 = 19	10+10 = 20

Tables de multiplication

Table de 2	Table de 3	Table de 4	Table de 5	Table de 6	Table de 7	Table de 8	Table de 9
2×0 = 0	3×0 = 0	4×0 = 0	5×0 = 0	6×0 = 0	7×0 = 0	8×0 = 0	9×0 = 0
2×1 = 2	3×1 = 3	4×1 = 4	5×1 = 5	6×1 = 6	7×1 = 7	8×1 = 8	9×1 = 9
2×2 = 4	3×2 = 6	4×2 = 8	5×2 = 10	6×2 = 12	7×2 = 14	8×2 = 16	9×2 = 18
2×3 = 6	3×3 = 9	4×3 = 12	5×3 = 15	6×3 = 18	7×3 = 21	8×3 = 24	9×3 = 27
2×4 = 8	3×4 = 12	4×4 = 16	5×4 = 20	6×4 = 24	7×4 = 28	8×4 = 32	9×4 = 36
2×5 = 10	3×5 = 15	4×5 = 20	5×5 = 25	6×5 = 30	7×5 = 35	8×5 = 40	9×5 = 45
2×6 = 12	3×6 = 18	4×6 = 24	5×6 = 30	6×6 = 36	7×6 = 42	8×6 = 48	9×6 = 54
2×7 = 14	3×7 = 21	4×7 = 28	5×7 = 35	6×7 = 42	7×7 = 49	8×7 = 56	9×7 = 63
2×8 = 16	3×8 = 24	4×8 = 32	5×8 = 40	6×8 = 48	7×8 = 56	8×8 = 64	9×8 = 72
2×9 = 18	3×9 = 27	4×9 = 36	5×9 = 45	6×9 = 54	7×9 = 63	8×9 = 72	9×9 = 81
2×10 = 20	3×10 = 30	4×10 = 40	5×10 = 50	6×10 = 60	7×10 = 70	8×10 = 80	9×10 = 90

[en savoir](#)

Aide-mémoire à utiliser sur l'ordinateur

Avec le plug-in Libre Office du Cartable Fantastique


La barre mathématiques  permet en cliquant sur



les icones

ou

d'afficher les tables d'additions ou de multiplication [en savoir](#)



Avec une application à épingler dans la barre des tâches sous Windows

[en savoir](#)

2		
$2 + 1 = 3$		
$2 + 2 = 4$		
$2 + 3 = 5$		
$2 + 4 = 6$		
$2 + 5 = 7$		
$2 + 6 = 8$		
$2 + 7 = 9$		
$2 + 8 = 10$		
$2 + 9 = 11$		
$2 + 10 = 12$		



**CARTABLE
FANTASTIQUE**

Conseils d'utilisation

Les outils de ce kit pédagogique ont été imaginés pour être utilisés facilement par l'élève, soit pour acquérir une compétence (techniques opératoires, numération, conversions...), soit pour l'aider dans sa démarche ou sa réflexion lors de la résolution d'un exercice ou d'un problème numérique.

Les gabarits et tableaux sont conçus pour être glissés dans une pochette en plastique transparente. Les élèves écrivent avec un feutre à ardoise ou un crayon de couleur gras qu'ils peuvent effacer.

Gabarits pour les opérations

Les enfants dyspraxiques ont des difficultés à poser des opérations en raison de leurs troubles de repérage spatial. Pour les aider, on peut remplacer les normes spatiales par des normes de couleur : les unités en bleu, les dizaines en rouge, les centaines en vert et les milliers en noir.

Afin de ne pas multiplier le nombre de tableaux, l'enseignant donne à l'enfant le tableau qui correspond au plus grand nombre de colonnes et de lignes des opérations correspondant au niveau de sa classe.

Tableaux de numération et conversion

La numération arabe repose sur les relations spatiales entre les chiffres (dizaines à gauche, unités à droite). Les perturbations des représentations spatiales des enfants dyspraxiques ne leur permettent pas toujours de faire la différence entre 21 et 12. Il est alors utile de remplacer la norme spatiale par une norme de couleur, par exemple centaine en vert, dizaine en rouge et unité en bleu.

Tables d'addition et de multiplication, maisons des nombres

Certains enfants dyspraxiques ne parviennent pas à retenir les tables d'addition et de multiplication. Il peut être très utile de leur donner accès à un aide-mémoire auquel ils puissent se référer.



Cycle 2

Dans cette pochette vous trouverez :

- Les maisons des nombres
- Les tables d'addition
- Les tables de multiplication
- Un tableau de numération (centaines, dizaines, unités)
- Un tableau d'introduction à la classe des mille
- Un tableau de numération (milliers)
- Les additions à 2 lignes et 2 colonnes
- Les additions à 2 lignes et 3 colonnes
- Les additions à 2 lignes et 4 colonnes
- Les additions à 3 lignes et 2 colonnes
- Les additions à 3 lignes et 3 colonnes
- Les additions à 3 lignes et 4 colonnes
- Les soustractions par emprunt à 2 lignes et 2 colonnes
- Les soustractions par emprunt à 2 lignes et 3 colonnes
- Les soustractions par emprunt à 2 lignes et 4 colonnes
- Les soustractions traditionnelles à 2 lignes et 2 colonnes
- Les soustractions traditionnelles à 2 lignes et 3 colonnes
- Les soustractions traditionnelles à 2 lignes et 4 colonnes
- Les multiplications à un et deux chiffres
- Les divisions à un ou deux chiffres

1

$0 + 1$

$1 + 0$

2

$0 + 2$

$2 + 0$

$1 + 1$

3

$0 + 3$

$3 + 0$

$1 + 2$

$2 + 1$

4

$0 + 4$

$4 + 0$

$1 + 3$

$3 + 1$

$2 + 2$

5

$0 + 5$

$5 + 0$

$1 + 4$

$4 + 1$

$2 + 3$

$3 + 2$

6

$0 + 6$

$6 + 0$

$1 + 5$

$5 + 1$

$2 + 4$

$4 + 2$

$3 + 3$

7

$0 + 7$

$7 + 0$

$1 + 6$

$6 + 1$

$2 + 5$

$5 + 2$

$3 + 4$

$4 + 3$

8

$0 + 8$

$8 + 0$

$1 + 7$

$7 + 1$

$2 + 6$

$6 + 2$

$3 + 5$

$5 + 3$

$4 + 4$

9

$0 + 9$

$9 + 0$

$1 + 8$

$8 + 1$

$2 + 7$

$7 + 2$

$3 + 6$

$6 + 3$

$4 + 5$

$5 + 4$

10

$0 + 10$

$10 + 0$

$1 + 9$

$9 + 1$

$2 + 8$

$8 + 2$

$3 + 7$

$7 + 3$

$4 + 6$

$6 + 4$

$5 + 5$

Table de 1

$1 + 0 = 1$

$1 + 1 = 2$

$1 + 2 = 3$

$1 + 3 = 4$

$1 + 4 = 5$

$1 + 5 = 6$

$1 + 6 = 7$

$1 + 7 = 8$

$1 + 8 = 9$

$1 + 9 = 10$

$1 + 10 = 11$

Table de 2

$2 + 0 = 2$

$2 + 1 = 3$

$2 + 2 = 4$

$2 + 3 = 5$

$2 + 4 = 6$

$2 + 5 = 7$

$2 + 6 = 8$

$2 + 7 = 9$

$2 + 8 = 10$

$2 + 9 = 11$

$2 + 10 = 12$

Table de 3

$3 + 0 = 3$

$3 + 1 = 4$

$3 + 2 = 5$

$3 + 3 = 6$

$3 + 4 = 7$

$3 + 5 = 8$

$3 + 6 = 9$

$3 + 7 = 10$

$3 + 8 = 11$

$3 + 9 = 12$

$3 + 10 = 13$

Table de 4

$4 + 0 = 4$

$4 + 1 = 5$

$4 + 2 = 6$

$4 + 3 = 7$

$4 + 4 = 8$

$4 + 5 = 9$

$4 + 6 = 10$

$4 + 7 = 11$

$4 + 8 = 12$

$4 + 9 = 13$

$4 + 10 = 14$

Table de 5

$5 + 0 = 5$

$5 + 1 = 6$

$5 + 2 = 7$

$5 + 3 = 8$

$5 + 4 = 9$

$5 + 5 = 10$

$5 + 6 = 11$

$5 + 7 = 12$

$5 + 8 = 13$

$5 + 9 = 14$

$5 + 10 = 15$

Table de 6

$6 + 0 = 6$

$6 + 1 = 7$

$6 + 2 = 8$

$6 + 3 = 9$

$6 + 4 = 10$

$6 + 5 = 11$

$6 + 6 = 12$

$6 + 7 = 13$

$6 + 8 = 14$

$6 + 9 = 15$

$6 + 10 = 16$

Table de 7

$7 + 0 = 7$

$7 + 1 = 8$

$7 + 2 = 9$

$7 + 3 = 10$

$7 + 4 = 11$

$7 + 5 = 12$

$7 + 6 = 13$

$7 + 7 = 14$

$7 + 8 = 15$

$7 + 9 = 16$

$7 + 10 = 17$

Table de 8

$8 + 0 = 8$

$8 + 1 = 9$

$8 + 2 = 10$

$8 + 3 = 11$

$8 + 4 = 12$

$8 + 5 = 13$

$8 + 6 = 14$

$8 + 7 = 15$

$8 + 8 = 16$

$8 + 9 = 17$

$8 + 10 = 18$

Table de 9

$9 + 0 = 9$

$9 + 1 = 10$

$9 + 2 = 11$

$9 + 3 = 12$

$9 + 4 = 13$

$9 + 5 = 14$

$9 + 6 = 15$

$9 + 7 = 16$

$9 + 8 = 17$

$9 + 9 = 18$

$9 + 10 = 19$

Table de 10

$10 + 0 = 10$

$10 + 1 = 11$

$10 + 2 = 12$

$10 + 3 = 13$

$10 + 4 = 14$

$10 + 5 = 15$

$10 + 6 = 16$

$10 + 7 = 17$

$10 + 8 = 18$

$10 + 9 = 19$

$10 + 10 = 20$

Table de 2

$2 \times 0 = 0$

$2 \times 1 = 2$

$2 \times 2 = 4$

$2 \times 3 = 6$

$2 \times 4 = 8$

$2 \times 5 = 10$

$2 \times 6 = 12$

$2 \times 7 = 14$

$2 \times 8 = 16$

$2 \times 9 = 18$

$2 \times 10 = 20$

Table de 3

$3 \times 0 = 0$

$3 \times 1 = 3$

$3 \times 2 = 6$

$3 \times 3 = 9$

$3 \times 4 = 12$

$3 \times 5 = 15$

$3 \times 6 = 18$

$3 \times 7 = 21$

$3 \times 8 = 24$

$3 \times 9 = 27$

$3 \times 10 = 30$

Table de 4

$4 \times 0 = 0$

$4 \times 1 = 4$

$4 \times 2 = 8$

$4 \times 3 = 12$

$4 \times 4 = 16$

$4 \times 5 = 20$

$4 \times 6 = 24$

$4 \times 7 = 28$

$4 \times 8 = 32$

$4 \times 9 = 36$

$4 \times 10 = 40$

Table de 5

$5 \times 0 = 0$

$5 \times 1 = 5$

$5 \times 2 = 10$

$5 \times 3 = 15$

$5 \times 4 = 20$

$5 \times 5 = 25$

$5 \times 6 = 30$

$5 \times 7 = 35$

$5 \times 8 = 40$

$5 \times 9 = 45$

$5 \times 10 = 50$

Table de 6

$6 \times 0 = 0$

$6 \times 1 = 6$

$6 \times 2 = 12$

$6 \times 3 = 18$

$6 \times 4 = 24$

$6 \times 5 = 30$

$6 \times 6 = 36$

$6 \times 7 = 42$

$6 \times 8 = 48$

$6 \times 9 = 54$

$6 \times 10 = 60$

Table de 7

$7 \times 0 = 0$

$7 \times 1 = 7$

$7 \times 2 = 14$

$7 \times 3 = 21$

$7 \times 4 = 28$

$7 \times 5 = 35$

$7 \times 6 = 42$

$7 \times 7 = 49$

$7 \times 8 = 56$

$7 \times 9 = 63$

$7 \times 10 = 70$

Table de 8

$8 \times 0 = 0$

$8 \times 1 = 8$

$8 \times 2 = 16$

$8 \times 3 = 24$

$8 \times 4 = 32$

$8 \times 5 = 40$

$8 \times 6 = 48$

$8 \times 7 = 56$

$8 \times 8 = 64$

$8 \times 9 = 72$

$8 \times 10 = 80$

Table de 9

$9 \times 0 = 0$

$9 \times 1 = 9$

$9 \times 2 = 18$

$9 \times 3 = 27$

$9 \times 4 = 36$

$9 \times 5 = 45$

$9 \times 6 = 54$

$9 \times 7 = 63$

$9 \times 8 = 72$





$9 \times 9 = 81$

$9 \times 10 = 90$

centaines

dizaines

unités








M

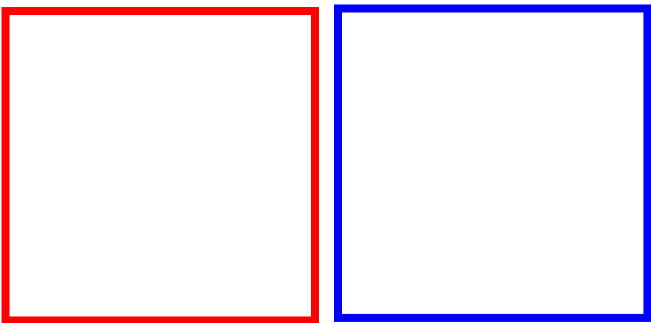
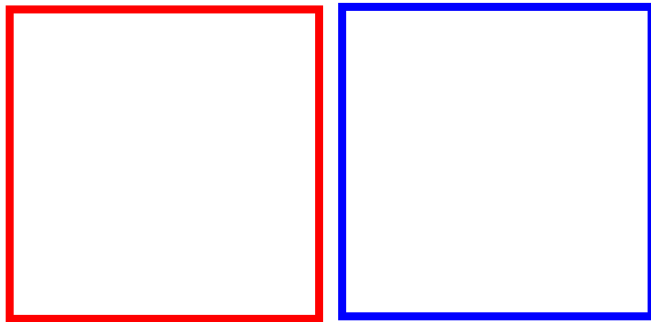

C

D


U








Classe des milliers			Classe des unités simples		
c	d	u	c	d	u

















+

















+







+















+






+



















+







+




















+











+



















-













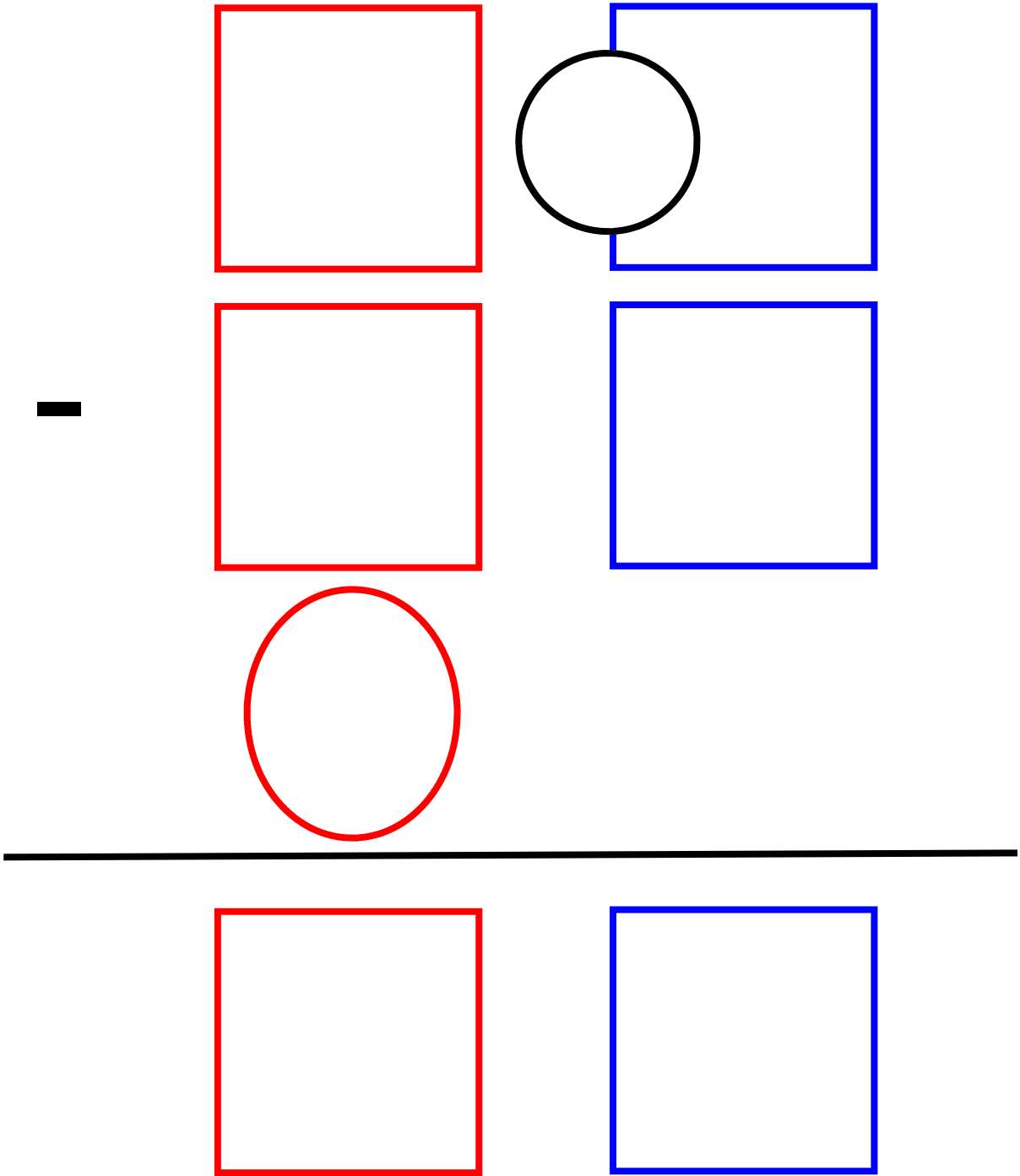
-

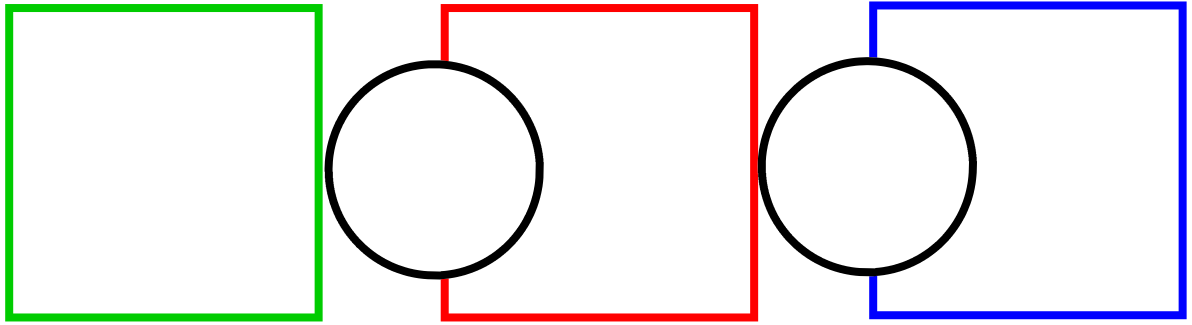










-


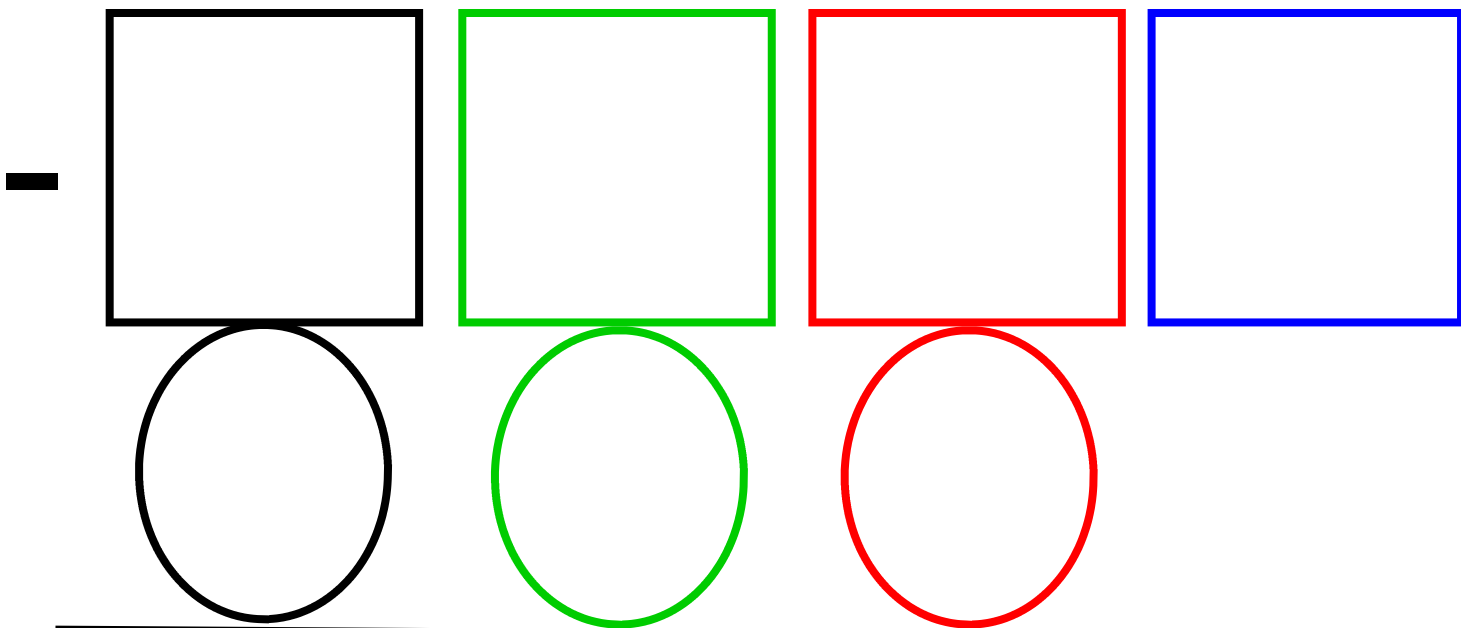
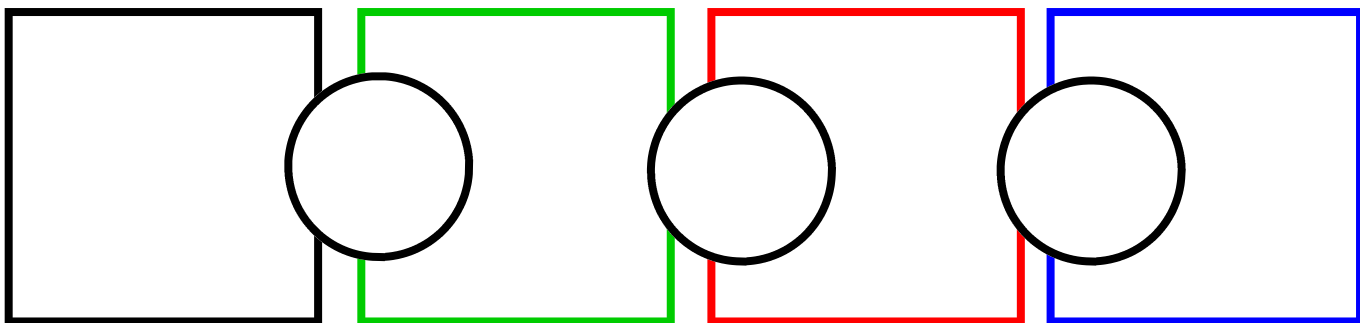













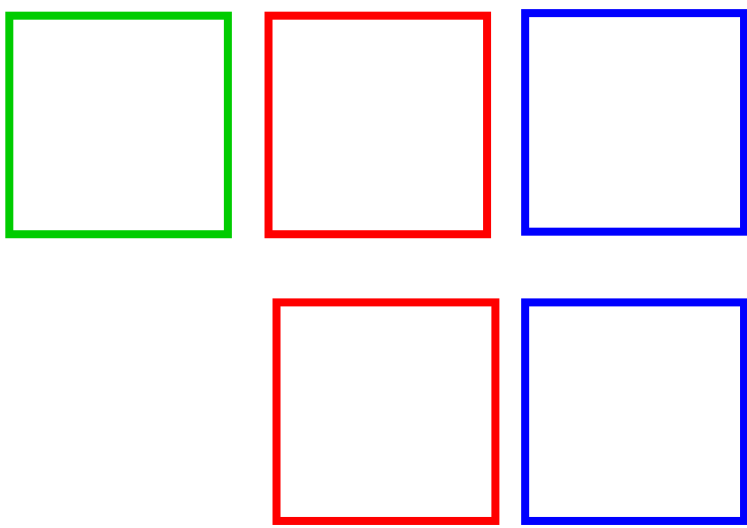

-






X


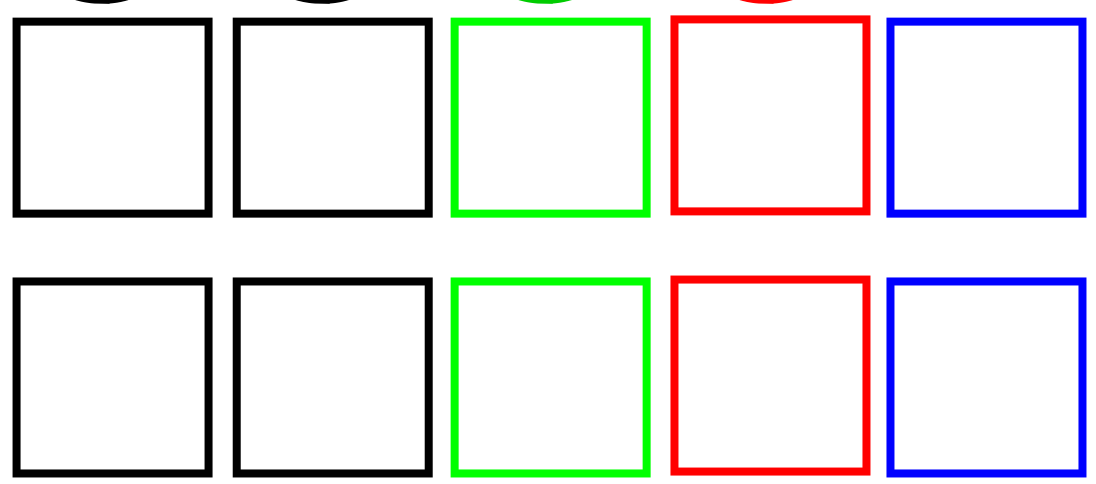




X



+





**CARTABLE
FANTASTIQUE**

Conseils d'utilisation

Les outils de ce kit pédagogique ont été imaginés pour être utilisés facilement par l'élève, soit pour acquérir une compétence (techniques opératoires, numération, conversions...), soit pour l'aider dans sa démarche ou sa réflexion lors de la résolution d'un exercice ou d'un problème numérique.

Les gabarits et tableaux sont conçus pour être glissés dans une pochette en plastique transparente. Les élèves écrivent avec un feutre à ardoise ou un crayon de couleur gras qu'ils peuvent effacer.

Gabarits pour les opérations

Les enfants dyspraxiques ont des difficultés à poser des opérations en raison de leurs troubles de repérage spatial. Pour les aider, on peut remplacer les normes spatiales par des normes de couleur : les unités en bleu, les dizaines en rouge, les centaines en vert et les milliers en noir.

Afin de ne pas multiplier le nombre de tableaux, l'enseignant donne à l'enfant le tableau qui correspond au plus grand nombre de colonnes et de lignes des opérations correspondant au niveau de sa classe.

Tableaux de numération et conversion

La numération arabe repose sur les relations spatiales entre les chiffres (dizaines à gauche, unités à droite). Les perturbations des représentations spatiales des enfants dyspraxiques ne leur permettent pas toujours de faire la différence entre 21 et 12. Il est alors utile de remplacer la norme spatiale par une norme de couleur, par exemple centaine en vert, dizaine en rouge et unité en bleu.

Tables d'addition et de multiplication, maisons des nombres

Certains enfants dyspraxiques ne parviennent pas à retenir les tables d'addition et de multiplication. Il peut être très utile de leur donner accès à un aide-mémoire auquel ils puissent se référer.



Cycle 3

Dans cette pochette vous trouverez :

- Les tables d'addition
- Les tables de multiplication
- Quatre tableaux de conversion (masse, capacité, longueur, aire)
- Un tableau de conversion vierge
- Un tableau de numération (milliers)
- Un tableau de numération (milliards)
- Les additions à 3 lignes et 3 colonnes
- Les additions à 3 lignes et 4 colonnes
- Les additions à 4 lignes et 4 colonnes
- Les additions à 5 lignes et 4 colonnes
- Les soustractions par emprunt à 2 lignes et 4 colonnes
- Les soustractions traditionnelles à 2 lignes et 4 colonnes
- Les multiplications à deux chiffres
- Les divisions à un ou deux chiffres

Table de 1

$1 + 0 = 1$

$1 + 1 = 2$

$1 + 2 = 3$

$1 + 3 = 4$

$1 + 4 = 5$

$1 + 5 = 6$

$1 + 6 = 7$

$1 + 7 = 8$

$1 + 8 = 9$

$1 + 9 = 10$

$1 + 10 = 11$

Table de 2

$2 + 0 = 2$

$2 + 1 = 3$

$2 + 2 = 4$

$2 + 3 = 5$

$2 + 4 = 6$

$2 + 5 = 7$

$2 + 6 = 8$

$2 + 7 = 9$

$2 + 8 = 10$

$2 + 9 = 11$

$2 + 10 = 12$

Table de 3

$3 + 0 = 3$

$3 + 1 = 4$

$3 + 2 = 5$

$3 + 3 = 6$

$3 + 4 = 7$

$3 + 5 = 8$

$3 + 6 = 9$

$3 + 7 = 10$

$3 + 8 = 11$

$3 + 9 = 12$

$3 + 10 = 13$

Table de 4

$4 + 0 = 4$

$4 + 1 = 5$

$4 + 2 = 6$

$4 + 3 = 7$

$4 + 4 = 8$

$4 + 5 = 9$

$4 + 6 = 10$

$4 + 7 = 11$

$4 + 8 = 12$

$4 + 9 = 13$

$4 + 10 = 14$

Table de 5

$5 + 0 = 5$

$5 + 1 = 6$

$5 + 2 = 7$

$5 + 3 = 8$

$5 + 4 = 9$

$5 + 5 = 10$

$5 + 6 = 11$

$5 + 7 = 12$

$5 + 8 = 13$

$5 + 9 = 14$

$5 + 10 = 15$

Table de 6

$6 + 0 = 6$

$6 + 1 = 7$

$6 + 2 = 8$

$6 + 3 = 9$

$6 + 4 = 10$

$6 + 5 = 11$

$6 + 6 = 12$

$6 + 7 = 13$

$6 + 8 = 14$

$6 + 9 = 15$

$6 + 10 = 16$

Table de 7

$7 + 0 = 7$

$7 + 1 = 8$

$7 + 2 = 9$

$7 + 3 = 10$

$7 + 4 = 11$

$7 + 5 = 12$

$7 + 6 = 13$

$7 + 7 = 14$

$7 + 8 = 15$

$7 + 9 = 16$

$7 + 10 = 17$

Table de 8

$8 + 0 = 8$

$8 + 1 = 9$

$8 + 2 = 10$

$8 + 3 = 11$

$8 + 4 = 12$

$8 + 5 = 13$

$8 + 6 = 14$

$8 + 7 = 15$

$8 + 8 = 16$

$8 + 9 = 17$

$8 + 10 = 18$

Table de 9

$9 + 0 = 9$

$9 + 1 = 10$

$9 + 2 = 11$

$9 + 3 = 12$

$9 + 4 = 13$

$9 + 5 = 14$

$9 + 6 = 15$

$9 + 7 = 16$

$9 + 8 = 17$

$9 + 9 = 18$

$9 + 10 = 19$

Table de 10

$10 + 0 = 10$

$10 + 1 = 11$

$10 + 2 = 12$

$10 + 3 = 13$

$10 + 4 = 14$

$10 + 5 = 15$

$10 + 6 = 16$

$10 + 7 = 17$

$10 + 8 = 18$

$10 + 9 = 19$

$10 + 10 = 20$

Table de 2

$2 \times 0 = 0$

$2 \times 1 = 2$

$2 \times 2 = 4$

$2 \times 3 = 6$

$2 \times 4 = 8$

$2 \times 5 = 10$

$2 \times 6 = 12$

$2 \times 7 = 14$

$2 \times 8 = 16$

$2 \times 9 = 18$

$2 \times 10 = 20$

Table de 3

$3 \times 0 = 0$

$3 \times 1 = 3$

$3 \times 2 = 6$

$3 \times 3 = 9$

$3 \times 4 = 12$

$3 \times 5 = 15$

$3 \times 6 = 18$

$3 \times 7 = 21$

$3 \times 8 = 24$

$3 \times 9 = 27$

$3 \times 10 = 30$

Table de 4

$4 \times 0 = 0$

$4 \times 1 = 4$

$4 \times 2 = 8$

$4 \times 3 = 12$

$4 \times 4 = 16$

$4 \times 5 = 20$

$4 \times 6 = 24$

$4 \times 7 = 28$

$4 \times 8 = 32$

$4 \times 9 = 36$

$4 \times 10 = 40$

Table de 5

$5 \times 0 = 0$

$5 \times 1 = 5$

$5 \times 2 = 10$

$5 \times 3 = 15$

$5 \times 4 = 20$

$5 \times 5 = 25$

$5 \times 6 = 30$

$5 \times 7 = 35$

$5 \times 8 = 40$

$5 \times 9 = 45$

$5 \times 10 = 50$

Table de 6

$6 \times 0 = 0$

$6 \times 1 = 6$

$6 \times 2 = 12$

$6 \times 3 = 18$

$6 \times 4 = 24$

$6 \times 5 = 30$

$6 \times 6 = 36$

$6 \times 7 = 42$

$6 \times 8 = 48$

$6 \times 9 = 54$

$6 \times 10 = 60$

Table de 7

$7 \times 0 = 0$

$7 \times 1 = 7$

$7 \times 2 = 14$

$7 \times 3 = 21$

$7 \times 4 = 28$

$7 \times 5 = 35$

$7 \times 6 = 42$

$7 \times 7 = 49$

$7 \times 8 = 56$

$7 \times 9 = 63$

$7 \times 10 = 70$

Table de 8

$8 \times 0 = 0$

$8 \times 1 = 8$

$8 \times 2 = 16$

$8 \times 3 = 24$

$8 \times 4 = 32$

$8 \times 5 = 40$

$8 \times 6 = 48$

$8 \times 7 = 56$

$8 \times 8 = 64$

$8 \times 9 = 72$

$8 \times 10 = 80$

Table de 9

$9 \times 0 = 0$

$9 \times 1 = 9$

$9 \times 2 = 18$

$9 \times 3 = 27$

$9 \times 4 = 36$

$9 \times 5 = 45$

$9 \times 6 = 54$

$9 \times 7 = 63$

$9 \times 8 = 72$

$9 \times 9 = 81$

$9 \times 10 = 90$

t	q		kg	hg	dag	g	dg	cg	mg






kl	hl	dal	l	dl	cl	ml

km	hm	dam	m	dm	cm	mm




km^2	hm^2	dam^2	m^2	dm^2	cm^2	mm^2

Classe des milliers			Classe des unités simples		
c	d	u	c	d	u








Classe des milliards			Classe des millions			Classe des milliers			Classe des unités simples		
c	d	u	c	d	u	c	d	u	c	d	u










+







+





















+







+


















+










+







+













+












+











+












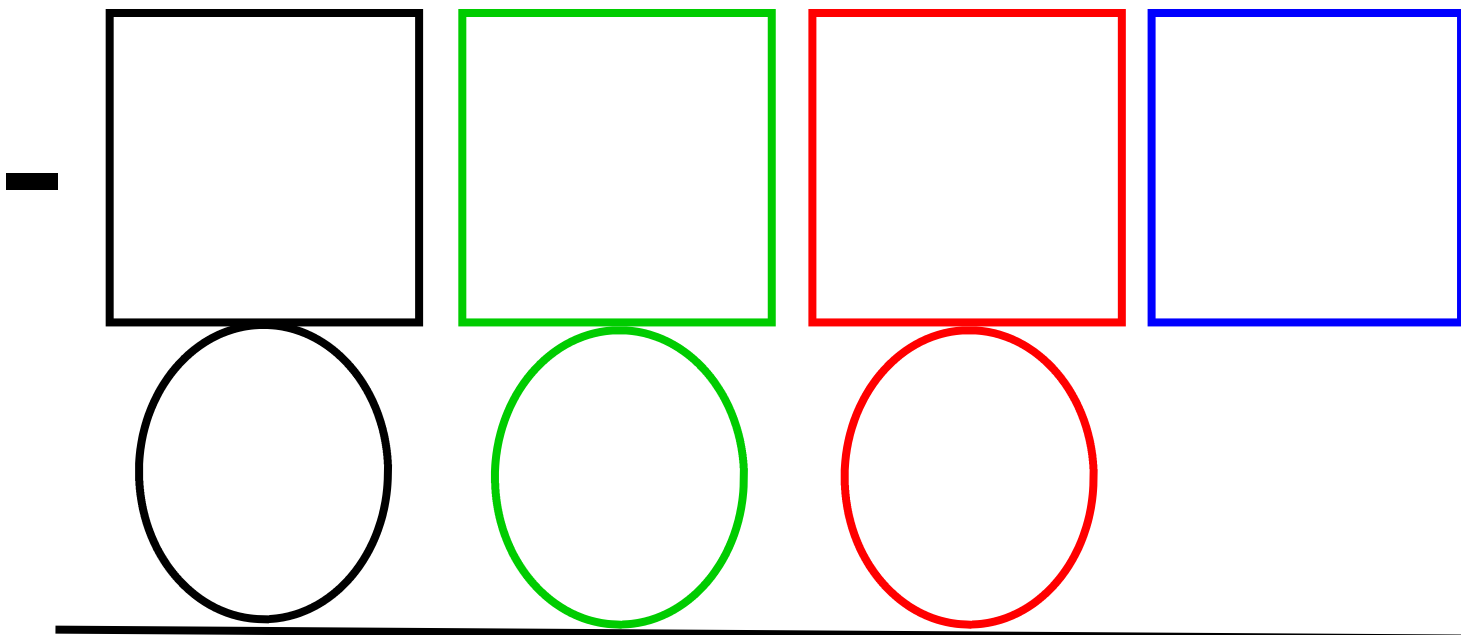
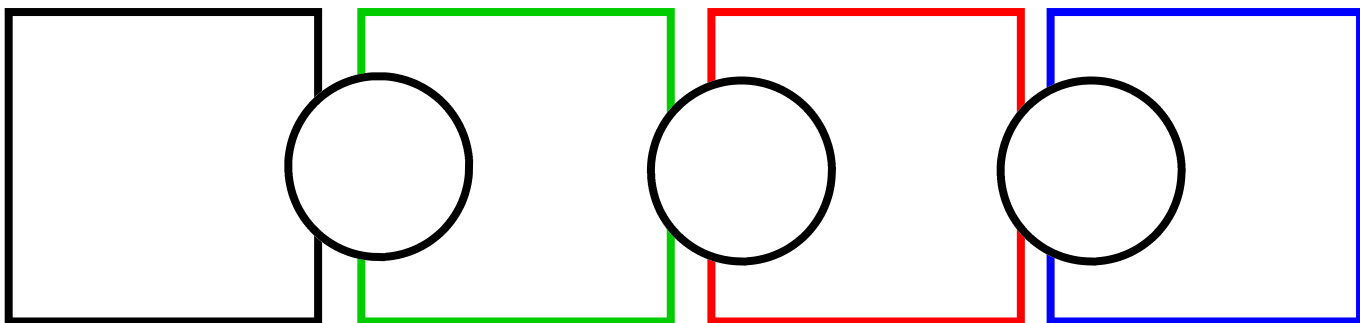
+

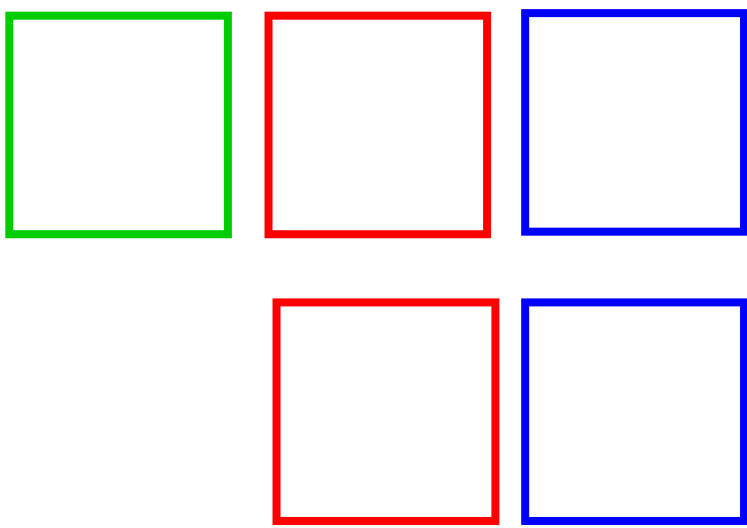






-







X



+

